BETENBENDER

Manufacturing, Inc.

AMERICAN MADE WITH PRIDE & DURABILITY

Press Brakes · Shears · C Frame Presses

The Betenbender Family of American Made Hydraulic Shears and Press Breaks

Since 1972



Located in Coggon, Iowa

Also on the Web at
www.betenbender.com

HMI
Hydraulic Machines of Iowa

HMI

HYDRAULIC MACHINES OF IOWA
A Division of Betenbender Mfg. Inc.

HMI offers the most versatile C-Frame press or punch of all machines available today. The extra large throat depth and height not found on many machines allows for an unlimited number of uses. The infinitely adjustable stroke from 0” to 8" makes it one of the most valuable and versatile assets for your shop you could have today. Let one machine do the work of several. HMI has designed their press frames to have fewer tons per square inch of pressure on their side plates, thus reducing spring back of the frame. This reduces tooling wear.

Features

- Large heavy duty design of the press frame to limit the deflection.
- Press bed bolted on, not welded, to prevent distortion. Can be easily removed for regrinding or adding more tapped holes.
- Large rectangular tubes used at base of machine to give safe, instant portability. Oil reservoir is located vertically between the side plates to keep the machine’s footprint as small as possible.
- Hydraulic system is equipped with a wire mesh strainer on the suction side and a 10 micron filter on the return side to keep the system clean.
- Pump, motor, valve and reservoir are all easily accessible for maintenance.
- Large press bed to accommodate a variety of tooling other than just punching.

- Reservoir filled with oil.
- Lock out - tag out accommodations.
- Operators manual.

Betenbender Manufacturing, Inc. 5806 Quality Ridge Road / PO Box 140 / Coggon, Iowa 52218
Office 319-435-2378 / Fax 319-435-2262 / Web www.betenbender.com / E-mail sales@betenbender.com

APPROXIMATE TONNAGE REQUIRED
FOR PUNCHING ROUND HOLES IN MILD STEEL (50,000 psi shear strength)
Add 25% for A36 Steel

Hole Dia. In Inches	20 GA. .036	18 GA. .048	16 GA. .060	14 GA. .075	12 GA. .105	11 GA. .120	10 GA. .135	3/16 .187	1/4 .250	5/16 .312	3/8 .375	1/2 .500
1/8	.35	.47	.59	.74	1.0	1.2	---	---	---	---	---	---
3/16	.53	.71	.89	1.1	1.6	1.8	2.0	2.8	---	---	---	---
1/4	.71	.94	1.2	1.5	2.1	2.4	2.7	3.7	4.9	---	---	---
5/16	.88	1.2	1.5	1.9	2.6	3.0	3.3	4.6	6.2	7.8	---	---
3/8	1.1	1.4	1.8	2.2	3.1	3.5	4.0	5.5	7.4	9.2	11.1	---
7/16	1.2	1.7	2.1	2.6	3.6	4.1	4.6	6.5	8.6	10.8	13.0	17.2
1/2	1.4	1.9	2.4	2.9	4.1	4.7	5.3	7.4	9.8	12.3	14.8	19.7
9/16	1.6	2.1	2.7	3.3	4.7	5.3	6.0	8.3	11.0	13.8	16.6	22.1
5/8	1.8	2.4	2.9	3.7	5.2	5.9	6.6	9.2	12.3	15.4	18.5	24.6
11/16	1.9	2.6	3.2	4.1	5.7	6.5	7.3	10.2	13.5	16.9	20.3	27.1
3/4	2.1	2.8	3.5	4.4	6.2	7.1	8.0	11.1	14.8	18.4	22.1	29.5
13/16	2.3	3.1	3.8	4.8	6.7	7.7	8.6	12.0	16.0	20.0	24.0	32.0
7/8	2.5	3.3	4.1	5.2	7.2	8.3	9.3	12.9	17.2	21.5	25.8	34.4
15/16	2.7	3.5	4.4	5.5	7.7	8.8	10.0	13.8	18.5	23.0	27.7	36.9
1	2.8	3.8	4.7	5.9	8.3	9.4	10.6	14.8	19.7	24.6	29.5	39.4
1 ½	4.2	5.6	7.0	8.8	12.3	14.1	15.8	22.1	29.5	36.8	44.2	58.9
2	5.6	7.5	9.4	11.7	16.4	18.8	21.1	29.5	39.3	49.1	58.9	78.5
2 ½	7.1	9.4	11.7	14.7	20.5	23.6	26.4	36.8	49.1	61.4	73.6	98.2
3	8.5	11.3	14.1	17.6	24.6	28.2	31.7	44.2	58.9	73.6	88.4	118
3 ½	9.9	13.1	16.4	20.5	28.8	32.7	37.0	51.5	68.7	85.9	103	137
4	11.3	15.0	18.8	23.5	32.8	37.6	42.2	58.9	78.5	98.2	118	157
4 ½	12.7	16.9	21.2	26.4	37.0	42.4	47.5	66.3	88.4	110	133	177
5	14.1	18.7	23.5	29.3	41.1	47.1	52.8	73.6	98.2	123	147	196

To obtain tonnage required for punching round holes in mild steel multiply as follows:
3.1416 x Diameter of Hole x Material Thickness x 25 = Punching Tonnage Required for One Hole

Betenbender Manufacturing, Inc. 5806 Quality Ridge Road / PO Box 140 / Coggon, Iowa 52218 / **Office** 319-435-2378 / **Fax** 319-435-2262 / **Web** www.betenbender.com / **E-mail** sales@betenbender.com

Hydraulic Machines Of Iowa HMI

This line of hydraulic machines offers the best value in any line of punching equipment today! With a wide range of tonnages, throat heights, throat depths and stroke length, there is a machine to fit your needs!



STANDARD FEATURES

- 2 Hand Controls
- Bolt on Table
- Auto Return to Top of Stroke
- All Hydraulic Fluids
- NEMA Electrics
- Disconnect Switch
- All Steel Construction

OPTIONS

- Punch Kit: Includes Punch Stem, Coupler Nut, Die Holder & Wrench
- Ram Adapter
- Hairpin Guarding
- Foot Switch with Keyed Foot / 2 Hand / Jog Selector Switch
- Special Open Heights, Throat Depths & Stroke Lengths Available

Betenbender Manufacturing, Inc. 5806 Quality Ridge Road / PO Box 140 / Coggon, Iowa 52218
Office 319-435-2378 / Fax 319-435-2262 / Web www.betenbender.com / E-mail sales@betenbender.com

HMI SPECIFICATIONS

A	Throat Depth	D	Bore
B	Throat Height	E	Tonnage @ 2500 PSI
C	Stroke Length	F	Hydraulics (GPM)

MODEL	A	B	C	D	E	F	HP	Wt.**
3514	14	18	8	6	35	9	10	4,800
5014	14	18	8	7	48	9	10	5,900
6014	14	18	8	8	62	11	15	8,100
8014	14	18	8	9	79	11	15	9,300
10014	14	18	8	10	98	18	20	11,500
12014	14	18	8	11	118	18	20	13,750
14014	14	18	8	12	141	18	20	16,000
16514	14	18	8	13	165	18	20	19,000

Please Note: ALL measurements and weights may vary from the figures given in this Specification Chart.

All dimensions are in inches unless otherwise noted.
(To convert to centimeters multiply by 2.54)

Engineering data and dimensions are subject to change without notice due to continuing product development.

Foundation plans are available upon request.

**ESTIMATED WEIGHTS. The weight of your machine may vary from the estimated weight listed here. Weights may vary according to options included.

HP	AMPS 208/230	AMPS 460
10	28	14
15	39.6	19.3
20	52	26



BETENBENDER MANUFACTURING, INC.
5806 Quality Ridge Road
P.O. Box 140
Coggon, Iowa 52218

Office: 319-435-2378
Fax: 319-435-2262

www.betenbender.com
sales@betenbender.com

Fabricating Machinery, Inc.
6315 Toronto St.
Dallas, TX, 75212
(214) 688-0472
sales@fabmachine.com

2016