



## Choose a machine with double the muscle.

The **CIDAN EVO DUO** guillotine shear is a muscle machine with double motors that spread power evenly along the entire cut. With EVO DUO you will easily cut sheets of thicknesses up to 4 mm (9 ga) (EVO DUO 32) or 2.5 mm (13 ga) (EVO DUO 41) with perfect results every time. This machine has a more powerful cutting beam than its predecessor and the blade gap adjustment is clear and easy to set. The distance between the rear of the hold down beam and the cutting line is only 34mm for minimum waste. Pneumatic hold down beam is standard and gives excellent results even with sensitive materials.

The motorised back gauge (up to 1000 mm) is quickly positioned from the front of the machine with user-friendly control system CutLink. Configure your EVO DUO table exactly according to your production demands, and move or add components if your requirements change.

With EVO DUO you have an extremely strong machine with low noise output that consumes energy only during the actual stroke. Low running costs, low noise output and low environmental impact are all included as standard. EVO DUO gives you the optimal combination of user friendliness, power, precision and job satisfaction.

### **The most important advantages:**

- ✓ Double synchronized motors that distribute power evenly throughout the machine.
- ✓ Wide working area 0.5–4 mm (EVO DUO 32).
- ✓ Clear and easy blade gap adjustment.
- ✓ Flexible table that can be configured exactly to your needs.
- ✓ CutLink – the simple, easy and precise control system.

### **Examples of options:**

- ✓ Support arms with or without tilting stops.
- ✓ Adjustable squaring arm with easy-to-read graduated scale.
- ✓ Table pans at the correct length with steel balls facilitate handling sensitive or heavy materials.


## EVO DUO – designed by you

Your EVO DUO table can be configured in many different ways. Table pans of varying lengths with or without steel balls. With steel balls the risk of sheets becoming “glued” to the table is eliminated, regardless of weight moving and rotating are easy.

Squaring arm, on left and/or right comes in various lengths up to and including 3 metres. Place the support arms to suit your needs. An adjustable squaring arm allows angled cutting with precision.




Simple and clear blade gap adjustment for varying thicknesses.




Rear delivery of cut pieces as alternative to return plate.



Squaring arm between 440mm and 3000mm, with or without T-groove and tilting stop.



The strategically positioned support arms facilitate handling. Cut piece support at the front of shear with T-groove and tilting stop, means the trimmings remain inside the machine.



EVO DUO has a 360° adjustable squaring arm with clear graduated scale for angled cutting (option).



Service friendly with easy access to control, electrical cabinet, electronics and air.



Find out more about EVO DUO and see our demo film at <https://youtu.be/q5BMJzRIJB8>

	Working length	Material thickness max			Outer dimensions			Speed	Weight
	mm (")	Steel <sup>1</sup> mm (ga)	Stainless steel <sup>2</sup> mm (ga)	Aluminium <sup>3</sup> mm (")	Length mm (")	Width <sup>4/5</sup> mm (")	Height mm (")	Cuts/min	kg (lbs)
<b>EVO DUO 32</b>	3200 (126)	4.0 (9)	2.25 (14)	5.5 (0.216)	4256 (168)	1788 (70)/ 2038 (80)	1583 (62)	28	3000 (6614)
<b>EVO DUO 41</b>	4100 (161)	2.5 (12)	1.6 (16)	3.7 (0.145)	5156 (203)	1788 (70)/ 2038 (80)	1583 (62)	28	3500 (7716)

Tensile strength <sup>1</sup>400 N/mm<sup>2</sup> <sup>2</sup>600 N/mm<sup>2</sup> <sup>3</sup>200 N/mm<sup>2</sup> With back gauge <sup>4</sup>750 mm/<sup>5</sup>1000 mm.

Dealer **Fabricating Machinery, Inc.**  
6315 Toronto St. Dallas, TX, 75212  
(214) 688-0472  
sales@FabMachine.com



CIDAN Machinery Group markets and manufactures CIDAN, Götenseds, Forstner and nuIT

CIDAN Machinery Sweden AB • Box 21 • 533 21 Götene/Sweden • Phone: +46 511-245 20 • info@cidanmachinery.com • www.cidanmachinery.com