

HAND TO HAND QUALITY!



Fabricating Machinery, Inc.
6315 Toronto St. Dallas, TX, 75212
(214) 688-0472
sales@FabMachine.com

Since Chicago Dreis & Krump pioneered the standard hand brake in the 1890's, lots of people have copied our designs. However, no one has been able to surpass our quality, efficiency or dependability, then or now.

Today, from its interchangeable bending leaf insert bars to its heavy duty hinges with bronze bushings, you can't buy a better standard hand brake anywhere. Every hand brake is equipped with a bolted bottom bar and replaceable nose bar so the machine really can last forever! A bending leaf degree scale and stop rod help the user form quality parts while the adjustable counterweights provide a custom feel to the bending leaf.

The same is true of our box & pan type hand brakes. They have all of the outstanding features of their standard cousins plus fast switching nose bars for optimum versatility. Finger assemblies move or remove in seconds for box forming up to a 6" depth. Options such as radius nose bars, open end fingers, extension fingers and adjustable back gauge make the Box & Pan hand brake an all around forming machine.

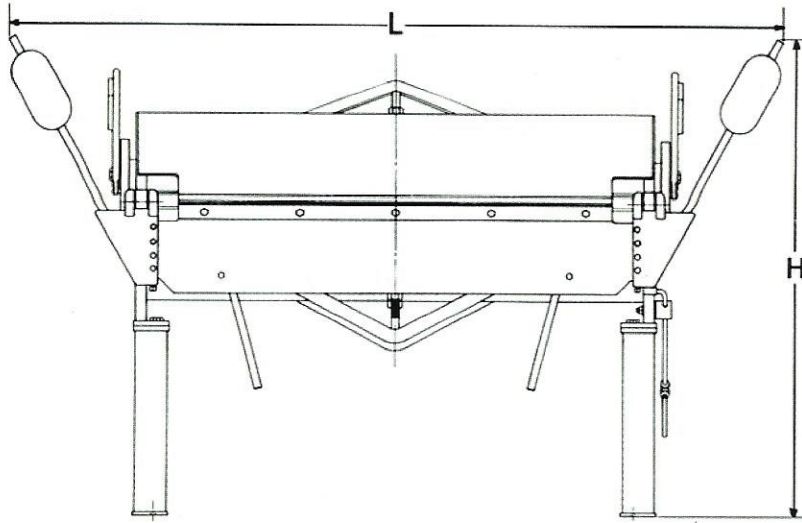
**WE BUILD 'EM
LIKE THEY
HAD TO
LAST FOREVER**



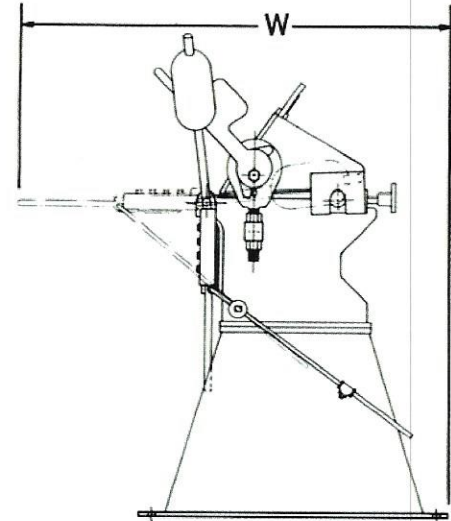
CHICAGO Dreis & Krump
481 S. Governors Highway
Peotone, IL 60468
Ph 708-258-1200
Fax 708-258-9682
e-mail: chicago@dreis-krump.com
www.dreis-krump.com



HAND BRAKES



Front Elevation



Side Elevation

SPECIFICATIONS


BOX & PAN

AVAILABLE ACCESSORIES	Model BPU	Bending Length	Capacity ▪		Shipping Weight Lbs.	DIMENSIONS		
			Mild Steel*	Stainless Steel#		L	W	H
Back Gauge	412-6	48"	12 GA	16 GA	2,065	90"	53"	60"
Radius Nose Bars	612-6	72"	12 GA	16 GA	2,670	117"	53"	60"
Insert Bar – ¼"	812-6	96"	12 GA	16 GA	3,750	141"	56"	65"
Open End Fingers	1014-6	120"	14 GA	18 GA	4,300	165"	56"	65"
Extension Fingers								
Formers								

* Mild Steel: 55,000 PSI tensile

Stainless Steel: 90,000 PSI tensile

▪ 1" Minimum Flange



OPTIONAL BACK GAUGE

FINGER ASSORTMENT					
MODEL BPU	Width and Number of Fingers				
	3"	4"	5"	6"	Total
412-6	5	2	5	0	12
612-6	5	4	7	1	17
812-6	5	6	9	2	22
1014-6	6	10	10	2	28

SPECIFICATIONS

STRAIGHT

AVAILABLE ACCESSORIES	Model SB	Bending Length	Capacity ▪		Shipping Weight Lbs.	DIMENSIONS		
			Mild Steel*	Stainless Steel#		L	W	H
Radius Nose Bar	412	48"	12 GA	16 GA	1,800	90"	53"	60"
Insert Bar – ¼"	612	73"	12 GA	16 GA	2,275	117"	53"	60"
Formers	812	97"	12 GA	16 GA	3,300	141"	56"	65"
Back Gauge	816	97"	16 GA	20 GA	2,100	140"	51"	62"
	1016	121"	16 GA	20 GA	3,400	165"	53"	64"
	1014	121"	14 GA	18 GA	3,860	165"	56"	65"
	1218	145"	18 GA	22 GA	4,200	189"	56"	65"

* Mild Steel: 55,000 PSI tensile

Stainless Steel: 90,000 PSI tensile

▪ 1" Minimum Flange